












## L2d Known Flaws – Die 3

<b>A3</b>	R5/4 Spot above Kiwi head		<b>A3</b>	R3/23 Spot above Kiwi back	
<b>A3</b>	R5/17 The Kiwi and the worm flaw		<b>A3</b>	R5/24 Spot in sky	
<b>A3</b>	R4/10 A thickening of the skyline between the Kiwi and Cabbage Tree.		<b>A3</b>	R9/2 Spot of colour in the horizon to the left of the cabbage tree where the head branches out.	
<b>A3</b>	R8/17 Spot in Sky				
<b>A4</b>	R1/23 Intrusion above &		<b>A4</b>	R2/18 Spot in sky	
<b>A4</b>	R4/5 Spot by Tree		<b>B3</b>	R1/1 Spot under E of ZEALAND	
<b>B3</b>	R2/9 The whole impression is strengthened. There is a slight doubling of the frame line in the lower left hand corner and of the letters of POSTAGE & REVENUE. The bottom frame line is thickened		<b>B3</b>	R4/13 The whole impression is strengthened. There is a very slight doubling in the left-hand panel.	
<b>B3</b>	R3/9 Spot under G of POSTAGE		<b>B3</b>	R4/13 Spot under Kiwi belly in field	

<b>B3</b>	R5/13 Spot in hedge		<b>B3</b>	R6/16 Plate crack between A & N of ZEALAND	
<b>B3</b>	R9/10 Spotting on selvedge		<b>B3</b>	R9/13 Worm Flaw a spot of colour on the log just under the point of the Kiwi's beak.	
<b>B3</b>	R8/6 There is a doubling of the letters of POSTAGE & REVENUE and a doubling of the side frame line in the bottom right-hand corner.		<b>B3</b>	R6/4 Left hand stroke of A of POSTAGE elongated.	
<b>B3</b>	R10/3 Small crack on back		<b>B3</b>	R10/11 Spot over Kiwi's head	
<b>B4</b>	R8/19 Beak extension		<b>B4</b>	R9/22 Fat Z of ZEALAND	

Re-entries are to be found in these plates and it is apparent in some instances that these were due to some damage or fault in the plates during the process of printing. Sheets are to be found in which none of these re-entries occur.

Some sheets with the marking A4 show evidence of re-touching. This is particularly noticeable in the vertical frame line on the right-hand side near the bottom and in the border of the figure of value in the bottom right-hand corner. Examples are: -R2/4, 7; R4/7 and R5/7.

In some of the **A4** sheets two of the impressions were re-entered:

**R5/9** The frame line at the top is doubled and there is also a doubling of the fern leaf in the top right-hand corner and of the letters of NEW ZEALAND.

**R8/19** Similar to R5/9 but the top outline of the ribbon in the top right-hand corner is strongly doubled.

Three unidentified and prominent re-entries have been found. In one of these there is a distinct and clear dou-

bling of the centre. The whole of the kiwi is distinctly doubled. The doubling of the hairs at the top of the beak is perceptible without magnification. The panels on both sides are doubled and there is a doubling of the vertical frame line on the right-hand side near the bottom. A second example is very similar, except that the doubling of the kiwi is not so strong but the bottom frame line is clearly doubled on the left-hand side. In the third example there is a doubling of the whole of the right-hand side and of the scenery below the kiwi. These three examples of re-entry all have the horizontal line flaw as found in sheets with the markings A4 and B4 and it is, probable that they came from later printings from this plate.

The plates developed scratches and dots but the majority of these were transient only. Of the transient varieties two were prominent and recurred for some time. In R8/18 of A3 a white patch, obliterated the top portion of the Maori head near the top of the right-hand side. In row R5/18 of B3, a large coloured patch appeared in the top panel, extending from the right-hand side of the W of NEW across the top of the Z.