



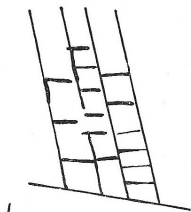
L13: 2/- CAPTAIN COOK LANDING, TYPE L13 (Recess) PLATE 1, The 2/- Pictorial of 1935-1942 by R.J.G. Collins, 1951

Plate 1 - Plating and Flaws by Row

	1	2	3	4	5	6	7	8	9	10	11	12
R1	1	2	3	4								

Cook Flaw

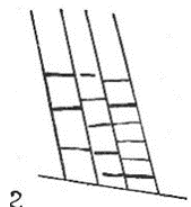
R1/1




A small dot to the right of Cook's left hand. This is not found in the original printing but it did occur in some sheets of L13a and persisted throughout all printings




R1/2



Two dots above the N of NEW. They are found only in L13d and were removed before printing L13e.




R1/3



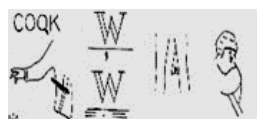
A small dot to the right of the walking stick in Cook's left hand. This occurred in L13d but was removed before L13e. The evidence of retouching is a thickening of seven short horizontal lines of shading and this retouch is found in L13e, L13f, and L13g



R1/4



COOK FLAW - This is the best known of the flaws, a stroke near the bottom of the second O of COOK making the letter resemble a Q. This flaw persisted in all printings. There are four known other flaws on this stamp



Other R1/4 Flaws

A A mark shaped like a comma just beneath the line under the W of NEW;

B An oblique dash on the coat of the officer behind Cook;

C A dot on the shore between the legs of the officer

D Dots to the right of the shoulder of the sailor with oar.



L13: 2/- CAPTAIN COOK LANDING, TYPE L13 (Recess) PLATE 1, The 2/- Pictorial of 1935-1942 by R.J.G. Collins, 1951

Printings state of R1/4 and Varieties

L13d

Printing L13d is found in three states:

- (1) With the COQK flaw;
- (2) with the addition of A
- (3) with the further addition of B.

Flaw A was removed before printing L13e, the retouching showing as a break in the horizontal lines of shading and a slight thickening of two of the lines.

Flaw B, although quite large in extent, was not removed.

There are three states of **L13f** perf 12 ½ :

- (1) With the Q and **B** flaws and with **A** re-touched;
- (2) With the addition of **C**;
- (3) With the further addition of **D**.

The second and third states are found in L13f
Flaw **D** was reduced before printing L13g, traces remaining of the larger dot only.

This stamp is therefore remarkable for the reason that disregarding shades, it is possible to find no less than 14 different varieties.

Campbell Paterson COQK Flaw Listings

CP Cat No	Current Cat Value \$
L13a(w)	420
L13b(z)	450
L13c(y)	225
L13d(y)	925
L13e(x)	210
L13f(x)	160
L13g(y)	390
LO13c(y)	480
LO13d(y)	830
LO13e(z)	460
LO13f(z)	700
LO13g(y)	1,100






L13: 2/- CAPTAIN COOK LANDING, TYPE L13 (Recess) PLATE 1, The 2/- Pictorial of 1935-1942 by R.J.G. Collins, 1951

Plate 1 - Plating and Flaws by Row

	1	2	3	4	5	6	7	8	9	10	11	12
R1					5	6	7	8				
					Cook Flaw							

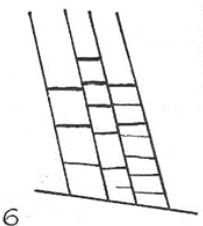
R1/5



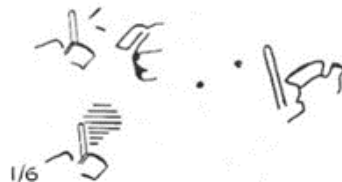
A small dot between the right hand and the head of the sailor holding the oar. This flaw showed in L13d and was reduced in size before L13e.



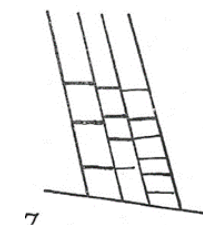
R1/6



A flaw corresponding in shape with lines of the peaked hat of the officer and appearing to the right of the top of the weapon carried by the marine. This is found only on stamps of printing L13c and it was removed before L13d. The retouching shows as a recutting of a number of horizontal lines of shading. It has not definitely been determined whether this flaw was due to a break in the plate and hence, that the resemblance to lines of the hat was fortuitous, or whether it was caused by the transfer roller.



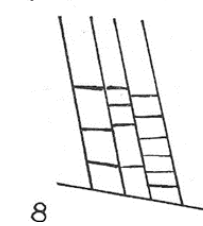
R1/7



A vertical line to the right of the E of NEW. This occurred in the original printing and persisted through all printings.



R1/8



Notes **R1/6** In the 2d value of the pictorial set there was a variety where a mark showed which corresponded in shape with the tekoteko and this was certainly caused by the transfer roller. It appeared gradually as the plate wore and, on the evidence of this variety, there would seem to be justification for the theory that the variety in the 2/- was due to a similar cause.

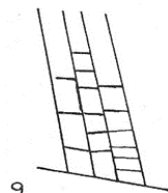


L13: 2/- CAPTAIN COOK LANDING, TYPE L13 (Recess) PLATE 1, The 2/- Pictorial of 1935-1942 by R.J.G. Collins, 1951

Plate 1 - Plating and Flaws by Row

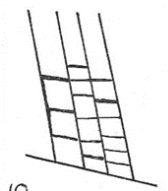
	1	2	3	4	5	6	7	8	9	10	11	12
R1									9	10	11	12
	Cook Flaw											

R1/9



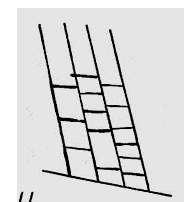
9

R1/10



10

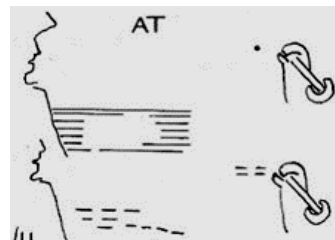
R1/11



11

A flaw to the right of Cook's left arm was noticed before the plate was put to press and it was removed.

This left an uncoloured patch in the sky shading in printings L13a to L13d. The impression was re-touched before L13e but some of the recut lines were not in the correct alignment.



A second flaw showed as a dot to the left of the right hand of the sailor with oar. This appeared in L13d but it was also retouched before L13e. The retouch shows as a thickening of some of the horizontal lines of shading.



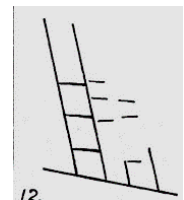
There were three states of printing **L13f**-

(1) Without flaws;

(2) A dot to the Left of the officer's face; and (3) Additional flaws in the form of a prominent dot on Cook's left knee and dots after the Y of BAY. The third state is found in L13g.



R1/12



12

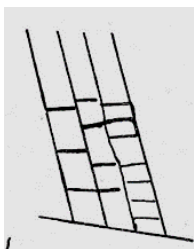


L13: 2/- CAPTAIN COOK LANDING, TYPE L13 (Recess) PLATE 1, The 2/- Pictorial of 1935-1942 by R.J.G. Collins, 1951

Plate 1 - Plating and Flaws by Row

	1	2	3	4	5	6	7	8	9	10	11	12
R2	1	2	3	4								

R2/1



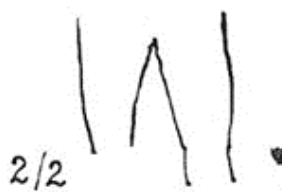
Before the plate was put to press some of the horizontal lines of shading below the W of NEW were strengthened. A small dot to the right of Cook's chin and a small dot touching the serif at the top of the N of ZEALAND appeared in printings L13d to L13g.



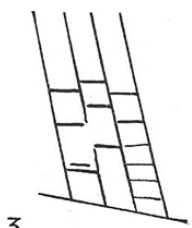
R2/2



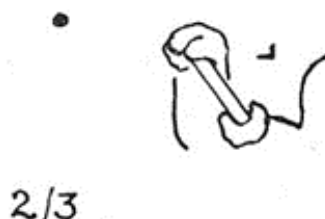
A small dot to the right of the left knee of the officer. This was minute in L13e but developed in later printings.




R2/3




A small right-angled mark appeared in L13c to the right of the hands of the sailor holding the oar and a small dot to the left of the hands showed in L13d. Both marks were removed before printing L13e.



R2/4



Three dots to the left of the back of Cook's hat. These are found in L13f and L13g.






L13: 2/- CAPTAIN COOK LANDING, TYPE L13 (Recess) PLATE 1, The 2/- Pictorial of 1935-1942 by R.J.G. Collins, 1951

Plate 1 - Plating and Flaws by Row

	1	2	3	4	5	6	7	8	9	10	11	12
R2												

R2/5



5

A large dot near the right arm of the sailor holding the oar showed in L13c and L13d but was removed before L13e.



A dot to the right of the weapon held by the standing marine and a dash and a dot in the sky shading below AT appeared in L13f. The dot below AT was removed and the dash was reduced before printing L13g but new flaws showed in this printing as dots in the shading of the value panel to the left of the top of

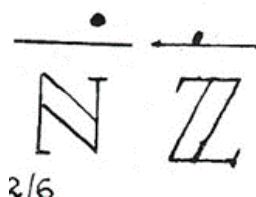


R2/6




6

A dot outside the top frame-line and above the right-hand side of the N of NEW is found in L13d but was reduced before L13e.



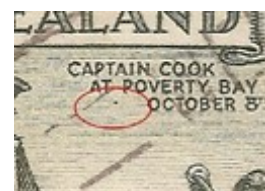
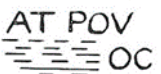
In L13f and L13g there was a dash in the top frame-line above Z of ZEALAND.

R2/7



7

A dot under the space between the T of AT and the P of POVERTY. This is found in L13c and L13d, but it was removed before L13e. The retouching shows as a series of short




R2/8



8

A dot near the bottom of Cook's waistcoat. This is found in printings L13d to L13g.



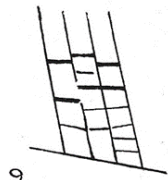


L13: 2/- CAPTAIN COOK LANDING, TYPE L13 (Recess) PLATE 1, The 2/- Pictorial of 1935-1942 by R.J.G. Collins, 1951

Plate 1 - Plating and Flaws by Row

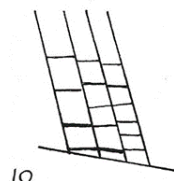
	1	2	3	4	5	6	7	8	9	10	11	12
R2									9	10	11	12

R2/9



9

R2/10



10

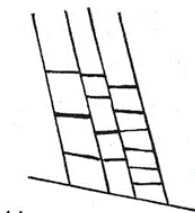
There were two states of L13f:

(1) A V-shaped mark in the sky above and to the right of the top of the weapon carried by the marine. and

(2) An additional flaw in the form of a smaller V-shaped mark to the right of Cook's left arm.



R2/11



11


Re entry: The doubling shows on the left-hand side in the lower leaves of the tree-fern, the rigging lines to the left of the foremast and in the top left-hand corner of the value panel. The characteristic shading of the rigging to the right of the foremast, which identified this stamp in the earlier printings, is still apparent. The gutter between this impression and R3/11 had been punched up from the back of the plate. The development of prominent flaws was responsible for this re-entry



A small plate crack showed as a fine line running from the top of the D to the middle of the right-hand stroke of the N of ZEALAND. This is found from printings L13a to L13d.



R2/12



12.

Because the plate was knocked up and the portion of the original impression to the right of the foremast was burnished, the characteristic horizontal lines of the rigging of this stamp in the earlier printings were partly erased and it has some resemblance to stamps from plate 3. In a roof sheet on the "Royal Cypher" grade paper, in the reference collection of the G.P.O., Wellington, R2/12 stands out from the other stamps in the sheet, because of the relative heavier appearance of the impressions. The dot is not very prominent, but there appears to have been a general strengthening particularly of the lines of shading in the hills.



2/12



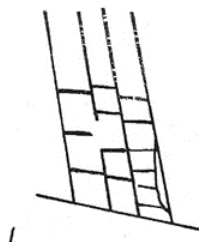


L13: 2/- CAPTAIN COOK LANDING, TYPE L13 (Recess) PLATE 1, The 2/- Pictorial of 1935-1942 by R.J.G. Collins, 1951

Plate 1 - Plating and Flaws by Row


	1	2	3	4	5	6	7	8	9	10	11	12
R3	1	2	3	4								

R3/1




Three states are found in L13d:

(1) Without flaw; (2) With three dots on the shore between the bow of the boat and Cook's stick; and (3) Five dots. These dots were removed before L13e. Some of the lines of shading of the hills show breaks where the dots were erased.




R3/2



There were two states in L13c: (1) A curved flaw to the right of Cook's left shoulder, and (2) The addition of a fine line joining the head of the sailor with oar and Cook's left cuff. These marks were removed before printing L13d but there were also two states of this printing: (1) A dot to the left of the left hand of the standing marine and a dot to the right of Cook's left ankle; (2) With the addition of a V-shaped flaw to the right of Cook's left cuff. The V-shaped flaw was removed and the dot to the right of Cook's ankle was reduced before L13e, but the dot to the left of the hand of the marine persisted in all subsequent printings.




R3/3



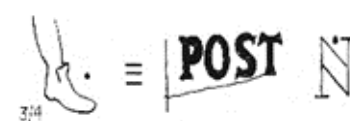
A small Y-shaped mark just to the left of the tail of Cook's coat. This is found in printings L13c to L13g. In L13f a dot showed in the upper angle of the N of ZEALAND and there were also two small marks to the left of the sailor with oar. These marks were removed be-



R3/4



There were two states of L13c: (1) A dot to the right of Cook's left foot, and (2) With the addition of a curved line running from the left side of the panel to the foot of the T of POSTAGE. The dot was removed before L13d and the line was reduced. The retouching of the dot showed as a thickening of the shading lines. In L13f and L13g a dot showed in the upper angle of the N of ZEALAND. In view of the fact that a mark was removed from R3/3, it is of interest to note that a






L13: 2/- CAPTAIN COOK LANDING, TYPE L13 (Recess) PLATE 1, The 2/- Pictorial of 1935-1942 by R.J.G. Collins, 1951

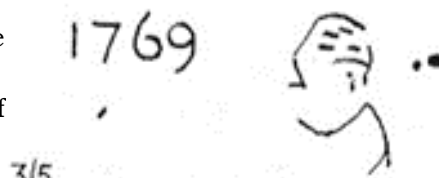
Plate 1 - Plating and Flaws by Row

	1	2	3	4	5	6	7	8	9	10	11	12
R3					5	6	7	8				


R3/5



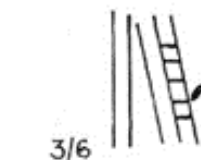
A small dot under the 7 of 1769 and two small dots to the right of the head of the sailor with oar. These showed in L13f and L13g.



R3/6



A dash on the right of the rigging above the right-hand side of 2. This persisted from L13d to L13g.



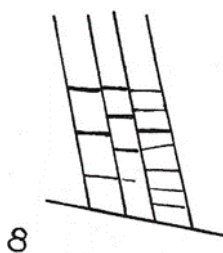
R3/7



A triangular flaw above the S of the value. This occurred in L13f.

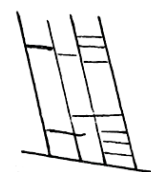


R3/8



Re entries As seen on the stamp, the second impression is to the right of and slightly lower than the original. The left-hand frame line of the original impression shows to the left and there is also a doubling of the left-hand side of the value panel. The back of the plate was given extensive treatment behind this impression and the original lines of shading in the rigging to the right of the foremast were erased and the re-entry is similar to stamps from plate 3. A pitting in the value panel and in the rigging was the reason for this re-entry.

3/8



3/8



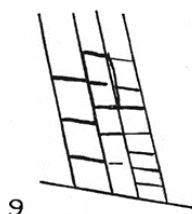


L13: 2/- CAPTAIN COOK LANDING, TYPE L13 (Recess) PLATE 1, The 2/- Pictorial of 1935-1942 by R.J.G. Collins, 1951

Plate 1 - Plating and Flaws by Row

	1	2	3	4	5	6	7	8	9	10	11	12	
R3										9	10	11	12

R3/9



There were two states of L13d:

- (1) With a small dot in the sea between Cook's legs and a small dot before O of OCTOBER
- (2) With the addition of a dash to the left of the hat of the sailor holding the boat. The dot between Cook's legs persisted in printings L13d to L13g,




3/9

But the other flaws were removed before L13e. There was a small dot to the right of and below Cook's left hand in printings L13e to L13g.

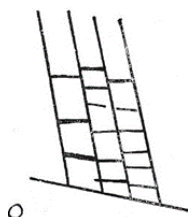
A curved dash showed to the left of R of REVENUE in L13d but it was removed before L13e.



3/10

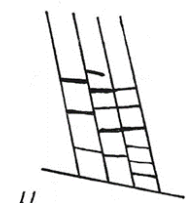


R3/10



There was a dot below the inner frame-line under the space between W and Z in printings L13e to L13g.

R3/11



A round flaw between the rigging and the right-hand side of the mast. This persisted from L13d to L13g.



3/11



R3/12



In L13f there was a dot to the left of the head of the sailor holding the bow of boat and another dot over the right-hand stroke of the N of ZEALAND. The dot over the N was removed before L13g.



3/12






L13: 2/- CAPTAIN COOK LANDING, TYPE L13 (Recess) PLATE 1, The 2/- Pictorial of 1935-1942 by R.J.G. Collins, 1951

Plate 1 - Plating and Flaws by Row

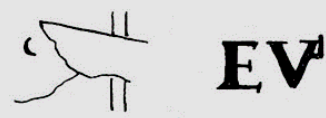
	1	2	3	4	5	6	7	8	9	10	11	12
R4	1	2	3	4								

R4/1




Before the plate was put to press there was a touching up of the shading lines to the right of Cook's left arm.


A curved flaw appeared to the left of the smaller sail from L13c to L13g.




R4/2



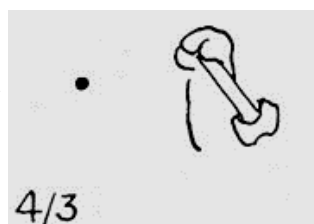
In L13d there was a vertical flaw at the top of the right-hand side of the V of REVENUE and this was reduced before printing L13e. The retouching resulted in an alteration in the shape of the top of the letters VE, the right-hand serif of the V being thin and the limb of the letter shorter and the top of the E run-




R4/3



A dot to the left of the arm of the sailor with oar. This is found in L13f but was removed before L13g



R4/4



Before printing L13g this impression on the plate became damaged. There is a blurred patch to the right of the head of the standing marine, another patch over the value panel, with the shading in the right-hand top corner of this panel indefinite and a small blurred patch running from the left of the 2.

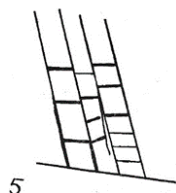


L13: 2/- CAPTAIN COOK LANDING, TYPE L13 (Recess) PLATE 1, The 2/- Pictorial of 1935-1942 by R.J.G. Collins, 1951


Plate 1 - Plating and Flaws by Row

	1	2	3	4	5	6	7	8	9	10	11	12
R4												

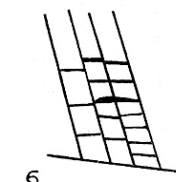
R4/5



A triangular flaw near the right hand of the sailor with oar. This occurred in L13d and it was removed before L13e.



R4/6




There were two states in L13d:

(1) Without flaw, and (2) Curved mark to the left of Cook's walking stick. This flaw persisted throughout subsequent printings.



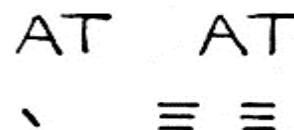
R4/7




There were two flaws in L13d.

(1) A dash beneath A of AT, and (2) A dot to the left of the head of the sailor holding the bow. Flaw (2) was not treated, but (1) was removed before L13e, leaving an uncoloured patch.

Two new flaws appeared in L13f, a dash near the toe of the 2 and a dot in the shading of the larger sail. These are also found in L13g together with another flaw, a curved mark to the left of the chin of the standing marine.

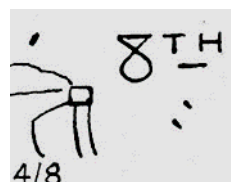


R4/8



There were three states of L13f:

(1) without flaws; (2) a small dash above the bow of the boat and (3) With the addition of two short dashes under the H of TH. These flaws are also found in L13g.



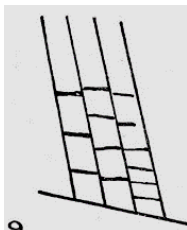


L13: 2/- CAPTAIN COOK LANDING, TYPE L13 (Recess) PLATE 1, The 2/- Pictorial of 1935-1942 by R.J.G. Collins, 1951

Plate 1 - Plating and Flaws by Row


	1	2	3	4	5	6	7	8	9	10	11	12	
R4										9	10	11	12

R4/9

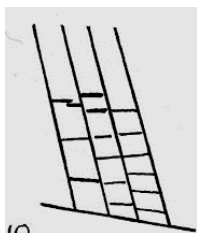


There were two states of L13c:


(1) Without flaw, and (2) a small dot and a thickening of some of the lines of shading under OC of OCTOBER. This flaw became less prominent in later printings but does not appear to have been treated. From L13d to L13f there was a dot under the D of ZEALAND and in L13f there was also a dot to the right of the head of the officer. Both flaws were removed before printing L13g.




R4/10



Two dots above the top serif of the N of NEW. These are found in L13b to L13d, and the upper dot was removed before L13e.




R4/11



There were two states of L13f: (1) A dash under the B of OCTOBER, and (2) With the addition of another dash under the first O. In L13g they are very minute and apparently an attempt was made to remove them.



R4/12

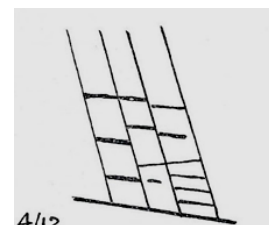


R4/12 There were two states of L13f:

(1) A curved flaw on Cook's left cuff, and (2) With the addition of a prominent flaw in the value panel above the left-hand side of the S.



R4/12 Re-entry: The re-entered impression was carefully placed. There was a general deepening of the lines and dots of the design. The horizontal lines of shading of the rigging still appear as in the original impression. The gutter between this impression and R5/12 had been punched up. Prominent flaws had developed and were corrected by this re-entry.



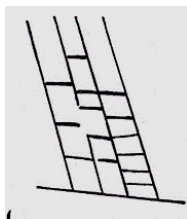


L13: 2/- CAPTAIN COOK LANDING, TYPE L13 (Recess) PLATE 1, The 2/- Pictorial of 1935-1942 by R.J.G. Collins, 1951

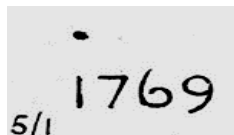
Plate 1 - Plating and Flaws by Row

	1	2	3	4	5	6	7	8	9	10	11	12
R5	1	2	3	4								


R5/1



A dot above the 1 of 1769. This occurred in L13f and L13g.




R5/2



A V-shaped mark to the right of Cook's left cuff. This is found in L13c but was removed before L13d, the evidence of retouching showing as a series of short dashes.



R5/3




There were two states of L13d:

- (1) Without flaw, and
- (2) A thin line between the second and third horizontal lines of shading above COOK.



R5/4



The flaw persisted in subse-




L13: 2/- CAPTAIN COOK LANDING, TYPE L13 (Recess) PLATE 1, The 2/- Pictorial of 1935-1942 by R.J.G. Collins, 1951

Plate 1 - Plating and Flaws by Row

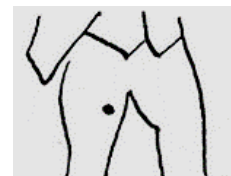
	1	2	3	4	5	6	7	8	9	10	11	12
R5												

R5/5

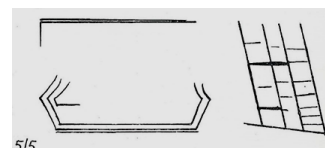


Two flaws are found in L13d:


A small dot to the left of the officer's face and A dot on Cook's left leg. Both were removed before printing L13e



Re entry R5/5: The re-entered impression was lower than the original. The top frame line is doubled at the left and there was also a doubling of the lower frame line below the value panel, of the tree fern, and of the top left-hand corner of the value panel. The shading of the rigging to the right of the foremast differs from that in the original impression but is not similar to stamps from Plate 3. This is explained by the fact that the re-entered impression was lower and the original lines were not all erased. The cutter between this impression and R6/5 had been punched up and there is also evidence in the plate that there had been some knocking up behind this impression. There is no obvious reason apparent from the stamps to explain this re-entry.




R5/6




A small dot to the right of Cook's cuff. This is found in L13d but was removed before L13e.



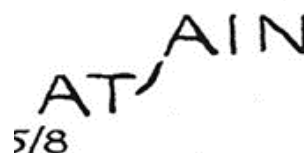
R5/7



R5/8



A fine line extending downward from the left-hand side of the second A of CAPTAIN. This is found from L13e to L13g.






L13: 2/- CAPTAIN COOK LANDING, TYPE L13 (Recess) PLATE 1, The 2/- Pictorial of 1935-1942 by R.J.G. Collins, 1951

Plate 1 - Plating and Flaws by Row

	1	2	3	4	5	6	7	8	9	10	11	12
R5									9	10	11	12


R5/9



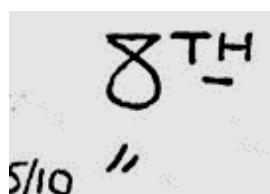
A dash on the smaller sail. This is found from L13d




R5/10




Two dashes below 8. These occurred from L13e to L13g.



R5/11




A small dot to the right of the right hand of the sailor holding oar. This is found from L13d to L13g but is only minute in L13f and L13g.



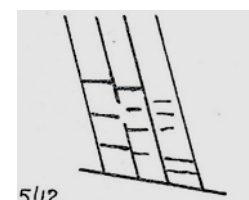
A prominent dash over Cook's hat appeared in L13c but was removed before L13d, the evidence of re-touching showing as a thickening of the lines of shading. There were two states of L13f: (1) Without flaw, and (2) A large dot to the right of Cook's chin.



R5/12



Re Entry R5/12 The re-entered impression coincided with the original and there was therefore a general deepening. There is an absence of some of the sky shading under Z and a blurring and slight doubling of some of the shading lines. The lines of shading of the rigging to the right of the foremast resemble those of the original impression. The gutter between this impression and R6/12 had been punched up. The development of a prominent flaw and the re-entering of the adjacent impression could explain this re-entry.






L13: 2/- CAPTAIN COOK LANDING, TYPE L13 (Recess) PLATE 1, The 2/- Pictorial of 1935-1942 by R.J.G. Collins, 1951


Plate 1 - Plating and Flaws by Row

	1	2	3	4	5	6	7	8	9	10	11	12
R6	1	2	3	4								

R6/1




This is interesting as it was the first impression to receive treatment after the plate had been put to press. In the first sheets printed there was a V-shaped flaw to the right of Cook's hat. An attempt was made to remove it but it was only reduced in size and the lines of shading in the immediate vicinity of the flaw were erased. The first treatment is found in printings L13a to L13d.



Before printing L13d was made, the impression was treated for the second time, the flaw being removed. The lines of the background were not recut and consequently an uncoloured patch showed in printings L13d to L13g.




R6/2




A triangular flaw to the right of the foot of 2. This appeared in some sheets of L13f but was removed




R6/3



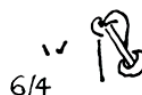
Two dots to the right of the mainmast and two small dots to the left of the right arm of the sailor with oar. These are found in L13f.



R6/4



Re Entry R6/4 The re-entered impression, as it appears on the stamp, is to the left of and lower than the original. The right-hand frame line and the right-hand portion of the top frame line of the original show clearly doubled and there is also a doubling of the left-hand frame line, of the letters of NEW ZEALAND, particularly the ND, of the panel containing these words, of several letters and of the 69 in the inscription CAPTAIN COOK AT POVERTY BAY OCTOBER 8TH 1769, of the lines of the panel and of some of the letters in the bottom right-hand corner, of the cabbage-tree and the tree-fern and of the left-hand side of the value panel. The shading lines of the rigging to the right of the foremast are unlike those of the original impression and more closely resemble stamps from plate 3. This is one of the major re-entries and was to correct pitting of the plate. The gutter between this impression and row 5, No. 4 had been punched up.






L13: 2/- CAPTAIN COOK LANDING, TYPE L13 (Recess) PLATE 1, The 2/- Pictorial of 1935-1942 by R.J.G. Collins, 1951

Plate 1 - Plating and Flaws by Row



	1	2	3	4	5	6	7	8	9	10	11	12
R6												

R6/5

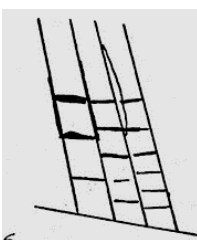


There were three states of L13d: (1) With two flaws to the right of the top of 2; (2) With the addition of a dot to the left of the arm of the sailor with oar; and (3) With the further addition of another small flaw to the right of the dot in (2).


All these marks were removed before printing L13e, the re-touching showing as a series of short horizontal dashes.




R6/6



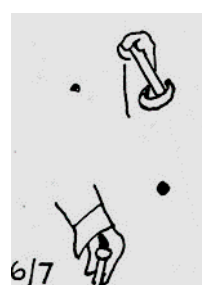
There were three states of L13c: (1) Without flaw; (2) With a fine hair line through POSTAGE &, and (3) With the addition of a fine horizontal line running from the top of the weapon to the left-hand gutter. The lines were removed before L13d.



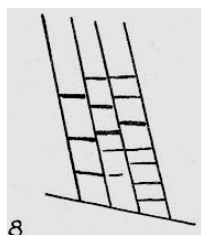
R6/7




A dot to the left of the arm of the sailor with oar appeared in L13d and was removed before L13e. There were two states of L13f: (1) Without flaw, and (2) With a dot to the right of Cook's left cuff. The flaw is also found in L13g.



R6/8



A hair line running diagonally from the top frame to the top of the D of ZEALAND. The flaw is found in L13c and was removed before printing L13d. In L13g two dots appeared on the smaller sail just to the left of the mast.






L13: 2/- CAPTAIN COOK LANDING, TYPE L13 (Recess) PLATE 1, The 2/- Pictorial of 1935-1942 by R.J.G. Collins, 1951

Plate 1 - Plating and Flaws by Row



	1	2	3	4	5	6	7	8	9	10	11	12
R6												

R6/5

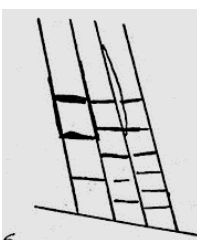


There were three states of L13d: (1) With two flaws to the right of the top of 2; (2) With the addition of a dot to the left of the arm of the sailor with oar; and (3) With the further addition of another small flaw to the right of the dot in (2).


All these marks were removed before printing L13e, the re-touching showing as a series of short horizontal dashes.




R6/6



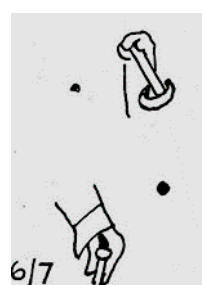
There were three states of L13c: (1) Without flaw; (2) With a fine hair line through POSTAGE &, and (3) With the addition of a fine horizontal line running from the top of the weapon to the left-hand gutter. The lines were removed before L13d.



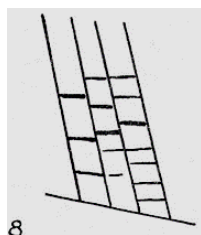
R6/7



A dot to the left of the arm of the sailor with oar appeared in L13d and was removed before L13e. There were two states of L13f: (1) Without flaw, and (2) With a dot to the right of Cook's left cuff. The flaw is also found in L13g.



R6/8



A hair line running diagonally from the top frame to the top of the D of ZEALAND. The flaw is found in L13c and was removed before printing L13d. In L13g two dots appeared on the smaller sail just to the left of the mast.



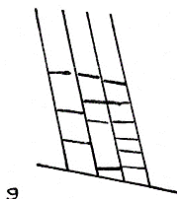


L13: 2/- CAPTAIN COOK LANDING, TYPE L13 (Recess) PLATE 1, The 2/- Pictorial of 1935-1942 by R.J.G. Collins, 1951

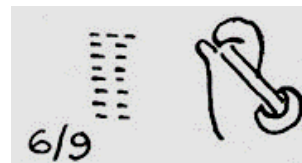
Plate 1 - Plating and Flaws by Row

	1	2	3	4	5	6	7	8	9	10	11	12
R6									9	10	11	12


R6/9



This stamp has presented a problem that has not yet been finally solved. All copies of printing L13e that have been examined show clear evidence of retouching in the form of a series of short lines in the background below the P of POVERTY. No copy of printing L13d has been found with a flaw and it would therefore appear that the plate may have developed a pitting in this impression after printing L13d had been completed.



R6/10

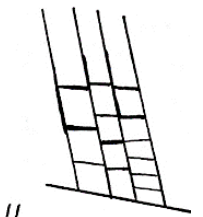


There are two states of L13d:

(1) Without flaw, and (2) With a large dot on the right arm of the officer. This flaw persisted in subsequent printings.



R6/11




There were two states of L13f

(1) With a fine irregular line running up between the E and V of REVENUE and then through the S and across to the T of POSTAGE; (2) With the addition of a dot under the 6 of 1769. The fine line was removed before printing L13g.



R6/12






L13: 2/- CAPTAIN COOK LANDING, TYPE L13 (Recess) PLATE 1, The 2/- Pictorial of 1935-1942 by R.J.G. Collins, 1951

Plate 1 - Plating and Flaws by Row

	1	2	3	4	5	6	7	8	9	10	11	12
R7	1	2	3	4								

R7/1



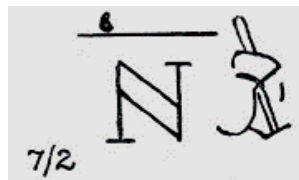
A small clot before the B of BAY. This persisted from L13d to L13g.



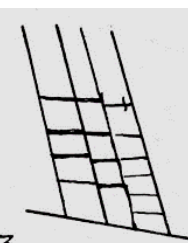
R7/2





A curved mark like an inverted comma on the top frame above the left-hand side of the N of NEW appeared in printings L13a to L13d. It was reduced in size before L13e. A very small dash to the right of the forehead of the standing marine persisted from L13d to L13g.



R7/3



A dot under the 9 of 1769. This is found in L13d but it was removed and in printings from L13e to L13g there was an uncoloured patch.



R7/4



A fine diagonal line appeared on the larger sail in printings L13e to L13g. There was a dot on Cook's waistcoat in printings L13f and L13g.



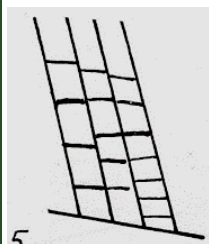


L13: 2/- CAPTAIN COOK LANDING, TYPE L13 (Recess) PLATE 1, The 2/- Pictorial of 1935-1942 by R.J.G. Collins, 1951

Plate 1 - Plating and Flaws by Row

	1	2	3	4	5	6	7	8	9	10	11	12
R7												


R7/5



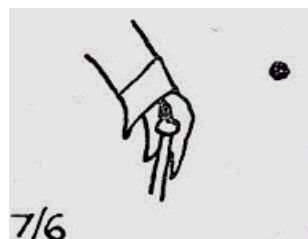
Two small dashes appeared above Cook's left hand in L13f but they were removed before L13g.




R7/6



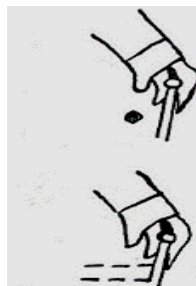
A small dot to the right of Cook's left hand showed in L13g.




R7/7



A small dot to the left of the walking stick and just above the horizon. Although quite small this flaw, which appeared in L13d, was removed before L13e. The evidence of the re-touching is quite clear and is in the form of two lines of three dashes running from the stick to the tail of Cook's coat.



R7/8



A dot above the left-hand side of the officer's hat. This showed in L13d but was removed before L13e, the evidence of re-touching being a thickening of the lines of shading.






L13: 2/- CAPTAIN COOK LANDING, TYPE L13 (Recess) PLATE 1, The 2/- Pictorial of 1935-1942 by R.J.G. Collins, 1951


Plate 1 - Plating and Flaws by Row

	1	2	3	4	5	6	7	8	9	10	11	12
R7												

R7/9




R7/10



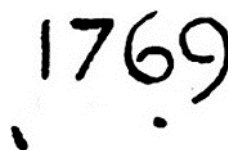
Two dots to the left of the trunk of the cabbage tree. These appeared in L13f but were removed before L13g.




R7/11



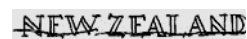
Small dots under the 1 and 6 of 1769 appeared in L13f. The dot under the 6 was removed before L13g



R7/12



There was a line through the feet of the letters of NEW ZEALAND in printing L13c. This was removed before L13d.



This impression became pitted and in L13f and L13g there were numerous dots under the S in the value panel and between the E and W of NEW.






L13: 2/- CAPTAIN COOK LANDING, TYPE L13 (Recess) PLATE 1, The 2/- Pictorial of 1935-1942 by R.J.G. Collins, 1951

Plate 1 - Plating and Flaws by Row

	1	2	3	4	5	6	7	8	9	10	11	12
R8	1	2	3	4								


Coconut Flaw

R8/1

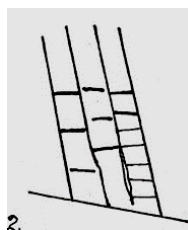


There were two states of L13d:

(1) Without flaw, and (2) a dash in the upper right-hand corner of the value panel. The flaw persisted in subsequent printings.



R8/2




This is a **major variety**. It comprised three prominent marks under the cabbage tree in printings L13a to L13d

Before printing L13e, the marks were removed and there was a clear recutting of the lower leaves of the tree as well as of the horizontal lines of shading. The small leaf, third to the left from the trunk of the tree, was removed as a result of the retouching.



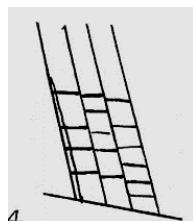
R8/3



There were two states of L13d: (1) Without flaw, and (2) With a dash between the A and T. The flaw persisted in subsequent printings.



R8/4



Two dashes after the Y of BAY. These show in L13f and L13g.



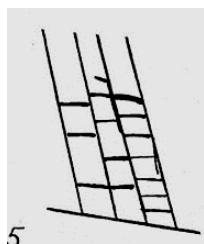


L13: 2/- CAPTAIN COOK LANDING, TYPE L13 (Recess) PLATE 1, The 2/- Pictorial of 1935-1942 by R.J.G. Collins, 1951

Plate 1 - Plating and Flaws by Row

	1	2	3	4	5	6	7	8	9	10	11	12
R8												

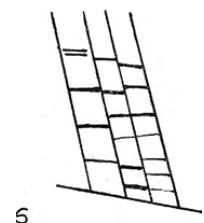
R8/5



This is a **major flaw** comprising numerous extensive marks on the waistcoat and legs of the officer. It is found from printings L13e to L13g. Because so many small dots were removed it may seem curious that this flaw was overlooked. It can only be assumed that these marks, falling as they did on a detailed portion of the design, were not obvious on the plate.



R8/6

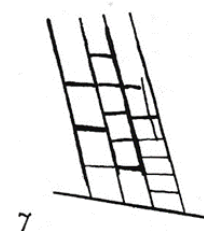


There were two states of L13d:

(1) Without flaw, and (2) with dash on the left leg of the officer. The flaw was reduced before L13e and was very minute in subsequent printings.



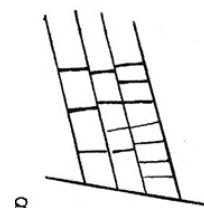
R8/7




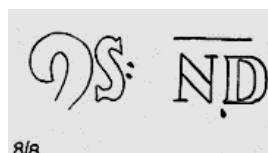
Two dots to the right of Cook's left hand. These are found in L13f and L13g.



R8/8



Two small dots appeared to the right of the S in the value panel in L13c. These were removed before L13d. A triangular flaw showed in L13f and L13g under the space between the N and D of ZEALAND.






L13: 2/- CAPTAIN COOK LANDING, TYPE L13 (Recess) PLATE 1, The 2/- Pictorial of 1935-1942 by R.J.G. Collins, 1951

Plate 1 - Plating and Flaws by Row


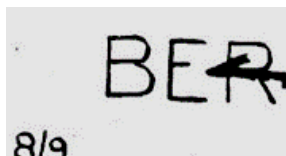
	1	2	3	4	5	6	7	8	9	10	11	12
R8									9	10	11	12

R8/9

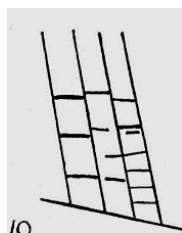


There were two states of L13f:

(1) Without flaw, and (2) With a prominent flaw through the R of OCTOBER. Although quite obvious on the stamp, this was not corrected and it is also found in L13g.

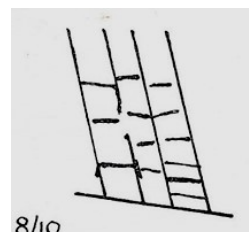


R8/10




A V-shaped flaw on the larger sail is found in L13e and L13f. The lower right-hand corner showed damage in L13f.


Re-entry R8/10 The re-entered impression was carefully placed and there was a general deepening but no obvious evidence of doubling. The shading lines of the rigging to the right of the foremast resemble those of the original impression. Portion of the gutters at the top and at the side of this stamp had been punched up.



R8/11



In L13e there were two dashes joining the bottom of the S to the 2 in the value panel and with a third dash under the two dashes.




In L13f and L13g the lower dash was not perceptible and the two dashes had become a thin line.

A small dot below the O of OCTOBER. This appeared in L13d but was removed before L13e.



R8/12






L13: 2/- CAPTAIN COOK LANDING, TYPE L13 (Recess) PLATE 1, The 2/- Pictorial of 1935-1942 by R.J.G. Collins, 1951

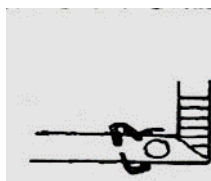
Plate 1 - Plating and Flaws by Row

	1	2	3	4	5	6	7	8	9	10	11	12
R9	1	2	3	4								

R9/1

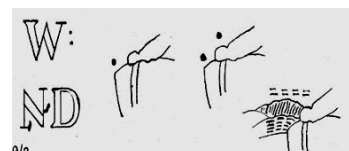


An irregular flaw showed in the bottom right-hand corner in printings L13e to L13g.



The first sheets printed showed no flaws, but three developed early in the life of the plate:

(1) Two small dots after the ,W of NEW; (2) A dash between the N and D of ZEALAND; and (3) A vertical dash at the right-hand end of the serif at the bottom of the N of ZEALAND. Flaws (1) and (2) are found from L13a to L13c but were removed before L13d. Flaw (3) is found from L13a to L13c but was removed before L13e.



R9/2



Two states are found in L13d: (A) With flaw (3) and with the addition of a large dot above the gunwale of the boat; (A) With the further addition of another large dot above the bow of the boat. The dots were removed before printing L13e and, in the process, there was extensive retouching of the horizontal lines of shading as well as of the shading of the hills. The resultant variety, which is found in printings L13e to L13g, is a major one.



R9/3




Two small dots near Cook's right shoulder. These are found in L13f but were removed before L13g.



There were two states of L13c: (1) Without flaw, and (2) With a curl and dot to the right of Cook's left hand. The flaw was removed before printing L13d.

There were also two states of L13d: (1) Without flaw, and (2) With three small dots in the sky below the space between T and P of AT POVERTY and below O and E of OCTOBER. These were reduced before printing L13e but a trace of the dot under the space between T and P is still found in L13g.



R9/4






L13: 2/- CAPTAIN COOK LANDING, TYPE L13 (Recess) PLATE 1, The 2/- Pictorial of 1935-1942 by R.J.G. Collins, 1951

Plate 1 - Plating and Flaws by Row

	1	2	3	4	5	6	7	8	9	10	11	12
R9												


R9/5



There were two states of L13d:
(1) With a small dash to the left of the 2; and (2) With the addition of a dot to the left of the foremast. The dash was removed before printing L13e but the dot persisted in subsequent printings




R9/6



Three very small dots appeared to the right of Cook's right knee in L13g.


R9/7




Re-entry R9/7 The re-entered impression was lower on the right-hand side than the original. The top frame line is doubled at the right. There is a doubling of the letters LAND, of the leaves of the cabbage tree and of the bottom frame line below the value panel. There is a doubling of the upright lines of the rigging to the right of the foremast but the horizontal lines are similar to those of the original impression. There was a weakening of some of the lines of shading in the background and this appears to have been the reason for the re-entry.



R9/8



R9/8 This is a major re-entry. The re-entered impression was lower on the right-hand side than the original. The top frame line is doubled at the right. There is a doubling of the letters ND, of some of the letters and figures in the inscription, of the cabbage-tree, of the lines of shading of the sky below the cabbage-tree, of the bottom frame line below the value panel, of the horizontal lines of shading of 2, of the left-hand side of the value panel and of some of the lines of rigging. The upright lines of the rigging to the right of the foremast are doubled but the horizontal lines are similar to those of the original impression.



No marked flaws have been noted in this stamp to necessitate re-entry and it is possible that this impression was treated in this manner because of the re-entering of the adjacent impression.

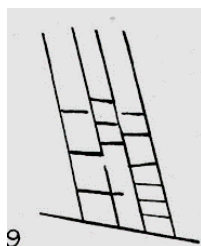


L13: 2/- CAPTAIN COOK LANDING, TYPE L13 (Recess) PLATE 1, The 2/- Pictorial of 1935-1942 by R.J.G. Collins, 1951

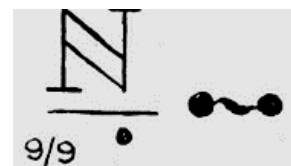
Plate 1 - Plating and Flaws by Row

	1	2	3	4	5	6	7	8	9	10	11	12
R9									9	10	11	12


R9/9



A dot appeared in the sky under the right-hand side of the N of NEW in L13d but was removed before printing L13e and subsequent printings showed an uncoloured patch. In L13e there was a curved line joining the second and third dots at the bottom of the value panel. This was removed before L13f.




R9/10




A plate break showed as a line through the bottom of the letters UE of REVENUE in the last sheets of printing L13f.



Re-entry R9/10 There was considerable doubling of the shading lines of the sky to the left of and below the cabbage-tree. The upright lines of the rigging to the right of the foremast are thickened but the horizontal lines resemble those of the original impression.




R9/11



A plate crack through the letters NUE of REVENUE was the probable reason for this re-entry.

9/10


R9/12



A plate break appeared in L13f and showed as lines and dashes over REVENUE.



Re-entry R9/12 The re-entered impression coincided with the original and there was a general deepening. The horizontal lines in the rigging to the right of the foremast are identical with those of the original impression. The gutter between this impression and R10/12 was punched up. A plate crack in the panel in the bottom right-hand corner explains this re-entry.



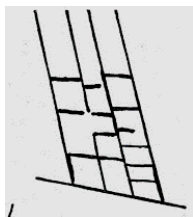


L13: 2/- CAPTAIN COOK LANDING, TYPE L13 (Recess) PLATE 1, The 2/- Pictorial of 1935-1942 by R.J.G. Collins, 1951

Plate 1 - Plating and Flaws by Row

	1	2	3	4	5	6	7	8	9	10	11	12
R10	1	2	3	4								


R10/1



In printings L13a, L13b, and L13c the rigging lines above the marine's hat were faint except for portion of the second line near the place where the die flaw was removed.

Before printing L13d was made, the impression was retouched and, in this and subsequent printings the lines are distinct.

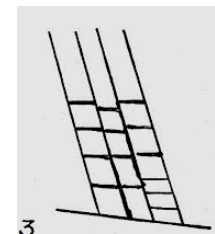
R10/2



A small dot to the right of Cook's left cuff. This is found in L13f and L13g.

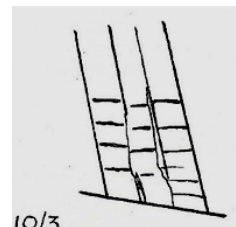


R10/3




Re-entry R10/3 The re-entered impression coincided with the original and there was a general deepening. There is evidence in the plate of a knocking up from the back but the rigging to the right of the foremast was not burnished and the horizontal lines of shading resemble those of the original.

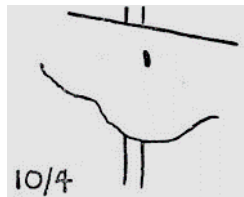
No reason is apparent from the stamps to explain this re-entry.



R10/4



A dot on the larger sail. This is found in L13d but was reduced before printing L13e.



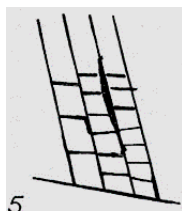


L13: 2/- CAPTAIN COOK LANDING, TYPE L13 (Recess) PLATE 1, The 2/- Pictorial of 1935-1942 by R.J.G. Collins, 1951

Plate 1 - Plating and Flaws by Row

	1	2	3	4	5	6	7	8	9	10	11	12
R10					5	6	7	8				

R10/5



R10/5 A dot showed to the right of Cook's left hand in L13d but was reduced in size before printing L13e.


A scratch, which showed as a diagonal line running from the left-hand side of the N to the top of the panel above the W of NEW, developed in printing L13e. It is found in L13f but was removed before L13g.



R10/6




R10/7



There was a dash touching the right-hand arm of the Y of BAY in printings L13f and L13g.



R10/8



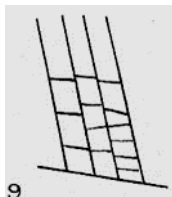


L13: 2/- CAPTAIN COOK LANDING, TYPE L13 (Recess) PLATE 1, The 2/- Pictorial of 1935-1942 by R.J.G. Collins, 1951

Plate 1 - Plating and Flaws by Row

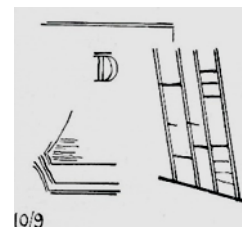
	1	2	3	4	5	6	7	8	9	10	11	12
R10												

R10/9



A dot in the second from, the right of the lower leaves of the cabbage tree. This showed both in printings L13f and L13g.

R10/9 Re entry: There is a doubling of the top frame line on the right, of the letter L13d of ZEA-LAND, of the leaves of the cabbage-tree, of the lines of rigging, of the left-hand side of the value panel and of the bottom frame line below this panel. The horizontal lines of shading of the rigging to the right of the foremast resemble those of the original impression and a flaw in the head of the cabbage-tree still shows in the re-entered stamp. The appearance of punch holes in a part of the gutter below this impression and continuing along below No.10 would indicate that it was probably re-entered because of the treatment of Nos. 10, 11, and 12 in the same row.





L13: 2/- CAPTAIN COOK LANDING, TYPE L13 (Recess) PLATE 1, The 2/- Pictorial of 1935-1942 by R.J.G. Collins, 1951

Plate 1 - Plating and Flaws by Row



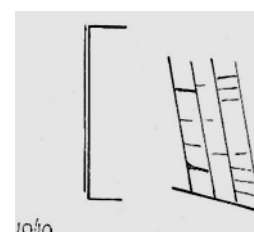



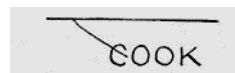
This is one of the most important' stamps in the sheet. In early sheets of printing L13a there was a distinct line running diagonally from the top frame-line above the W of NEW, through the ZEA of ZEALAND, and through the C of COOK. In later sheets of printing L13a as well as in sheets of L13b the line did not show through the letters ZE. In L13c it was still further reduced in extent. There is no trace of this line in printing L13d.

There were two flaws in L13d: (1) A dot above the head of the sailor with oar, and (2) A dot under the lower serif of the N of ZEALAND. Flaw (1) was removed before printing L13e and in place of the flaw there was a blank patch. Flaw (2) also showed in printings L13e and L13f. While printing L13e was taking place the surface of the plate became cracked and this crack gradually became more extensive. In some of the stamps of printing L13e it appears to be more prominent than in stamps from printing L13f. This was due to an attempt by De La Rue and Co. to reduce the extent of the crack before they resumed printing. The evidence of this treatment is shown in the plate itself. In the early state the crack in this stamp showed as an irregularly shaped patch near the bottom left-hand corner, a line through the foot of the 2 and irregular lines through RE and VE of REVENUE.

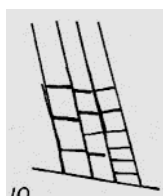
At its maximum extent there was a line across the value panel and a curved line through REVENUE and across to the right-hand side of the panel containing this word.

R10/10 Re-entry: There is a clear doubling of the frame line at the left. The horizontal lines of shading in the rigging to the right of the foremast do not resemble those of the original impression but, because they were not all erased, they are similar to those found in stamps from plate 3.

The re-entries in R10/10, R10/11, and R10/12 were all due to the cracking of the plate and there is evidence of a knocking up of the back behind the three impressions



R10/10






L13: 2/- CAPTAIN COOK LANDING, TYPE L13 (Recess) PLATE 1, The 2/- Pictorial of 1935-1942 by R.J.G. Collins, 1951

Plate 1 - Plating and Flaws by Row

	1	2	3	4	5	6	7	8	9	10	11	12
R10											11	12

R10/11



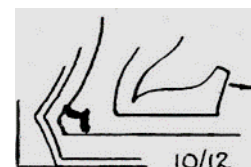
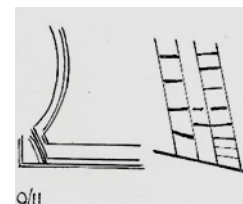

This stamp was affected by the crack in the plate and showed a development of the flaw in printing L13e as did No. 10. In the early state there was a flaw at the left-hand side opposite the toe of the 2. Later there was a curved line running from the 2 to the right-hand side of the value panel and an irregular broken line above REVENUE.

Before the plate was handed to Waterlow and Sons there had been a retouching of the lines of the sky below OCTOBER. This is apparent in printings L13e and L13f.

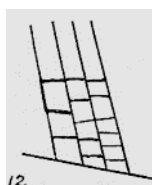
A curved dash on the larger sail is also found in L13e and L13f

R10/11 Re-entry: The left-hand frame line is thickened and there is a trace of doubling at the bottom. The left-hand side of the value panel is doubled as is the bottom frame line below this panel. The horizontal lines of shading in the rigging to the right of the foremast resemble those of the original impression.

This was the third stamp to be affected by the plate crack. There was a flaw in the bottom left-hand corner of the value panel and a line joining the foot of the 2 to the right-hand side of the panel. These show in later sheets of L13e and in L13f.



R10/12



R10/12 Re-entry: Some of the lines of the tree-fern and the top left-hand corner of the value panel are doubled. The horizontal lines of shading in the rigging to the right of the foremast resemble those of the original impression but are not well-defined.

